

LED.CO.UK

THE VEGA RANGE



ABOUT US

LED.CO.UK is an International supplier of LED lighting technology. We specialise in complete energy efficient lighting solutions for both new and retrofit applications. We provide the highest quality LED based products by integrating premium components to ensure reliability and optimum performance.

Our service delivers a full bespoke package from site surveys, lighting design, the provision of leading edge technology and installation.

THE VEGA RANGE

At LED.CO.UK we provide a comprehensive range of lighting options for all your commercial applications each tailored to meet the operating and design parameters required.

Lighting design services are available to ensure designs meet BS EN 12464-1:2011, and Society of Light and Lighting: Code for Lighting 2012. We can also provide a cost of ownership analysis to illustrate savings which can be made versus conventional lighting.

From first point of contact to final sign off we aim to support our customers through the complete process so all details are fully dealt with to maximise performance. Within this brochure we have included our complete Vega Range of LED Downlights. To view our full range of LED products please visit www.led.co.uk.


VEGA SINGLE

- CREE LED Engine
- Cast Aluminium
- Instant on - no flicker
- Environmentally Friendly - No mercury or lead enters the environment
- No RF and electronic magnetic interference
- Over 50,000 hours life span



The Vega Single LED is a 93 x 93 x 103mm gimbal recessed downlight using CREE LED engines.

The LED head has a 30° x 30° range. The bezel has a deep recess detail creating a glare friendly cut-off which is also an aesthetically pleasing architectural detail.



Example of Code:

VGA-S-08-W-3K-15-0

Wattage:	8 W
Colour:	White
Colour Temp.:	3000K
Beam Angle:	15°
Dimming:	Fixed Output



Vega Single		
Power	8 W	10 W
Dimensions	W93 x 93 x H103mm	Cut Out: 80 x 80mm
Installation	Recessed	
Voltage	220-240 Vac 110 Vac	

Performance		
Power	8 W	10 W
Exit Lumens (lm)	640 lm	800 lm
Efficiency	80.0 ll/cW	
Beam Angle	15° / 24° / 30° / 36°	
Colour Rendering	Ra>82	
Colour Temperature	3000K / 4000K / 5000K	
Dimming	1-10V Dimming DALI Dimming Mains Dimming Switch Dimming	
Operating Temp.	-40°C to 50°C	
Warranty	5 Years	


VEGA DOUBLE

- CREE LED Engine
- Cast Aluminium
- Instant on - no flicker
- Environmentally Friendly - No mercury or lead enters the environment
- No RF and electronic magnetic interference
- Over 50,000 hours life span



The Vega Double LED is a 173 x 93 x 103mm gimbal recessed downlight using CREE LED engines.

The LED head has a 30° x 30° range. The bezel has a deep recess detail creating a glare friendly cut-off which is also an aesthetically pleasing architectural detail.



Example of Code:

VGA-D-16-W-3K-15-0

Wattage:	16 W
Colour:	White
Colour Temp.:	3000K
Beam Angle:	15°
Dimming:	Fixed Output



Vega Double		
Power	16 W	20 W
Dimensions	W173 x 93 x H103mm	Cut Out: 160 x 80mm
Installation	Recessed	
Voltage	220-240 Vac 110 Vac	

Performance		
Power	16 W	20 W
Exit Lumens (lm)	1,200 lm	1,600 lm
Efficiency	80.0 l/cW	
Beam Angle	15° / 24° / 30° / 36°	
Colour Rendering	Ra>82	
Colour Temperature	3000K / 4000K / 5000K	
Dimming	1-10V Dimming DALI Dimming Mains Dimming Switch Dimming	
Operating Temp.	-40°C to 50°C	
Warranty	5 Years	

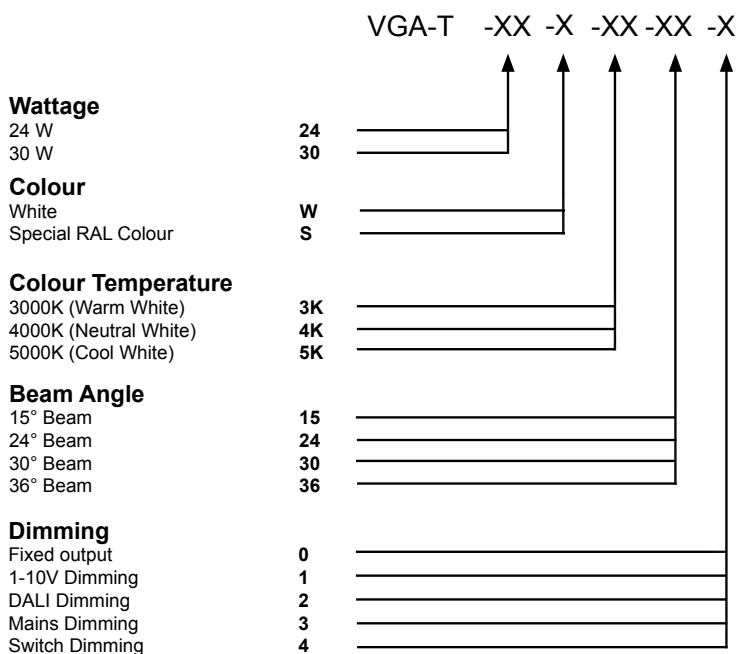
VEGA TRIPLE

- CREE LED Engine
- Cast Aluminium
- Instant on - no flicker
- Environmentally Friendly - No mercury or lead enters the environment
- No RF and electronic magnetic interference
- Over 50,000 hours life span



The Vega Triple LED is a 252 x 93 x 103mm gimbal recessed downlight using CREE LED engines.

The LED head has a 30° x 30° range. The bezel has a deep recess detail creating a glare friendly cut-off which is also an aesthetically pleasing architectural detail.



Example of Code:

VGA-T-24-W-3K-15-0

Wattage: 24 W
 Colour: White
 Colour Temp.: 3000K
 Beam Angle: 15°
 Dimming: Fixed Output



Vega Triple		
Power	24 W	30 W
Dimensions	W252 x 93 x H103mm	Cut Out: 240 x 80mm
Installation	Recessed	
Voltage	220-240 Vac 110 Vac	

Performance		
Power	24 W	30 W
Exit Lumens (lm)	1,920 lm	2,400 lm
Efficiency	80.0 lm/cW	
Beam Angle	15° / 24° / 30° / 36°	
Colour Rendering	Ra>82	
Colour Temperature	3000K / 4000K / 5000K	
Dimming	1-10V Dimming DALI Dimming Mains Dimming Switch Dimming	
Operating Temp.	-40°C to 50°C	
Warranty	5 Years	


VEGA MAX SINGLE

- CREE LED Engine
- Cast Aluminium
- Instant on - no flicker
- Environmentally Friendly - No mercury or lead enters the environment
- No RF and electronic magnetic interference
- Over 50,000 hours life span



The Vega Max Single LED is a 123 x 123 x 120mm gimbal recessed downlight using CREE LED engines.

The LED head has a 30° x 30° range. The bezel has a deep recess detail creating a glare friendly cut-off which is also an aesthetically pleasing architectural detail.



Example of Code:

VGA-X-S-20-W-3K-15-0

Wattage: 20 W
 Colour: White
 Colour Temp.: 3000K
 Beam Angle: 15°
 Dimming: Fixed Output



Vega Max Single		
Power	15 W	20 W
Dimensions	123 x 123 x 120mm	Cut Out: 110 x 110mm
Installation	Recessed	
Voltage	220-240 Vac 110 Vac	

Performance		
Power	15 W	20 W
Exit Lumens (lm)	1,200 lm	1,600 lm
Efficiency	80.0 lm/cW	
Beam Angle	15° / 24° / 30° / 36°	
Colour Rendering	Ra>82	
Colour Temperature	3000K / 4000K / 5000K	
Dimming	1-10V Dimming DALI Dimming Mains Dimming Switch Dimming	
Operating Temp.	-40°C to 50°C	
Warranty	5 Years	

sales@led.co.uk
www.led.co.uk

LED.CO.UK